




Silhouette[®]


**Titan Minimal Art
Technical Instructions
2013**

Inclination



1. Hold titanium temple firmly at approx. 5 mm next to lens fixation.
2. Adjust inclination at the beginning of the flat stamped part of the titanium temple but not beside lens fixation.
3. Attention: do not bend temple!

Inclination




1. Hold titanium temple at firmly approx. 5 mm beside the lens fixation.
2. Adjust inclination at the beginning of the flat stamped part of the titanium temple but not beside lens fixation.
3. Attention: do not bend temple!


Temple Shortening




Pull off temple end



Shorten temple with diagonal cutter




File down sharp edges



Squeeze metal inlay with round pliers at the very end. Mount temple end.

Silhouette[®]



Do not over stretch or twist titanium temples as this may cause breakage.