




TITAN DYNAMICS Instructions: *Disassembly, Assembly and Inclination of Temple*

1. CORRECT METHOD FOR TEMPLE DISASSEMBLY



A. Support side part firmly.



B. Fold temple to a 45-degree angle.



C. Press temple out of Snap-hinge vertically with slight movement up and down.



E. Turn temple 180-degrees and loosen from hook.

2. CORRECT METHOD FOR TEMPLE ASSEMBLY




1. Place temple-end upward
2. Insert temple into hook and turn to 180-degrees




1. Place temple on a safe table surface and press temple into Snap-Hinge

NOTE: Clean hinge before assembling temple and cover with Teflon Precision Lubricant (P 0030 00 0000 0000) on the inside of the curve of hook

3. CORRECT METHOD FOR TEMPLE ADJUSTMENT



1. Hold lens fixation
2. Hold temple firmly in hinge area, and inclinate gradually by hand.



1. Hold lens fixation
2. Adjust temple opening angle by hand in the hinge area