


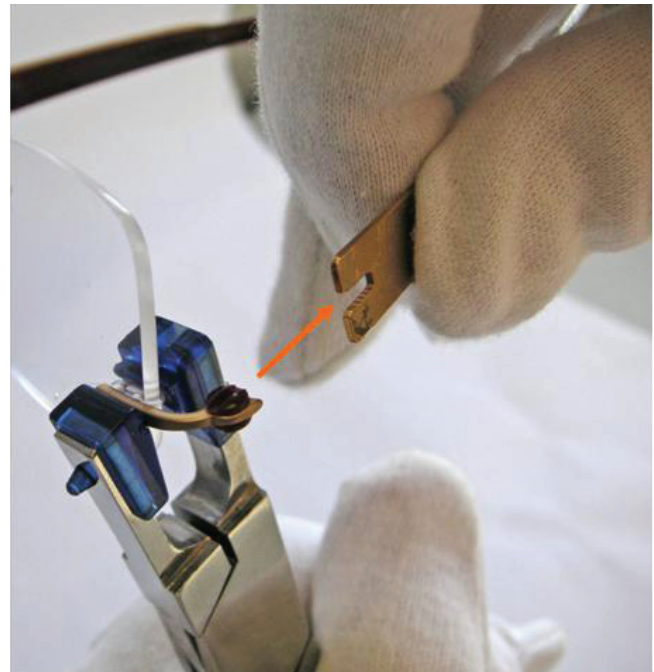


METAL TWIST Instructions: *Disassembly, Assembly and Inclination of Temple*

1. CORRECT METHOD FOR TEMPLE DISASSEMBLY



A. Hold lens fixation firmly in its position with the universal mounting pliers. Bend the temple slightly.




B. Pull temple straight out of the BLS hinge.
NOTE: Only apply force in a backwards motion

2. CORRECT METHOD FOR TEMPLE ASSEMBLY



Position the temple at the slot of the BLS hinge and carefully click into place.

3. CORRECT METHOD FOR TEMPLE INCLINATION



Hold the lens fixation firmly in its position with mounting pliers. Adjust the inclination and the temple opening using the flat nose pliers.