







Silhouette CARESSE



Glazing I Caresse

- optical lens Base 5 recommended, but also other Base curves possible
- Silhouette plier purple and BLS 58/98/97




BLS 58 STANDARD	BLS 98 „long“	BLS 97 „short“
Standard Glazing 	for very thick lenses 	for very thin lenses 
Lens size 2,0 - 6,5 mm	6 - 9,5 mm	1,3 - 3 mm
		
∅ 1,4 mm	∅ 1,4 mm	∅ 1,4 mm

Adjustment | Caresse

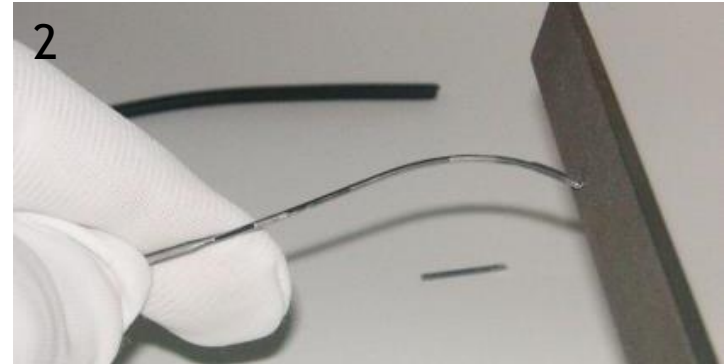
for easy manual inclination of the easy precision-hinge
bend the temple in the required direction



Temple Shortening | Caresse glued temple



1
After breaking the glue with a plier shorten temple with diagonal cutter



2
File down sharp edges and burrs



3
Remove rest of glue



4
Shorten the end with a scalpel

Exchange Temple | Sparkling Finesse

Because of the easy precision-hinge the temple is only exchangeable with special tools in Linz factory.

