

*Silhouette*<sup>®</sup>  
AUTHENTIC EYEWEAR. SINCE 1964.







## Carbon Refined (RL)



# Glazing I Carbon Refined

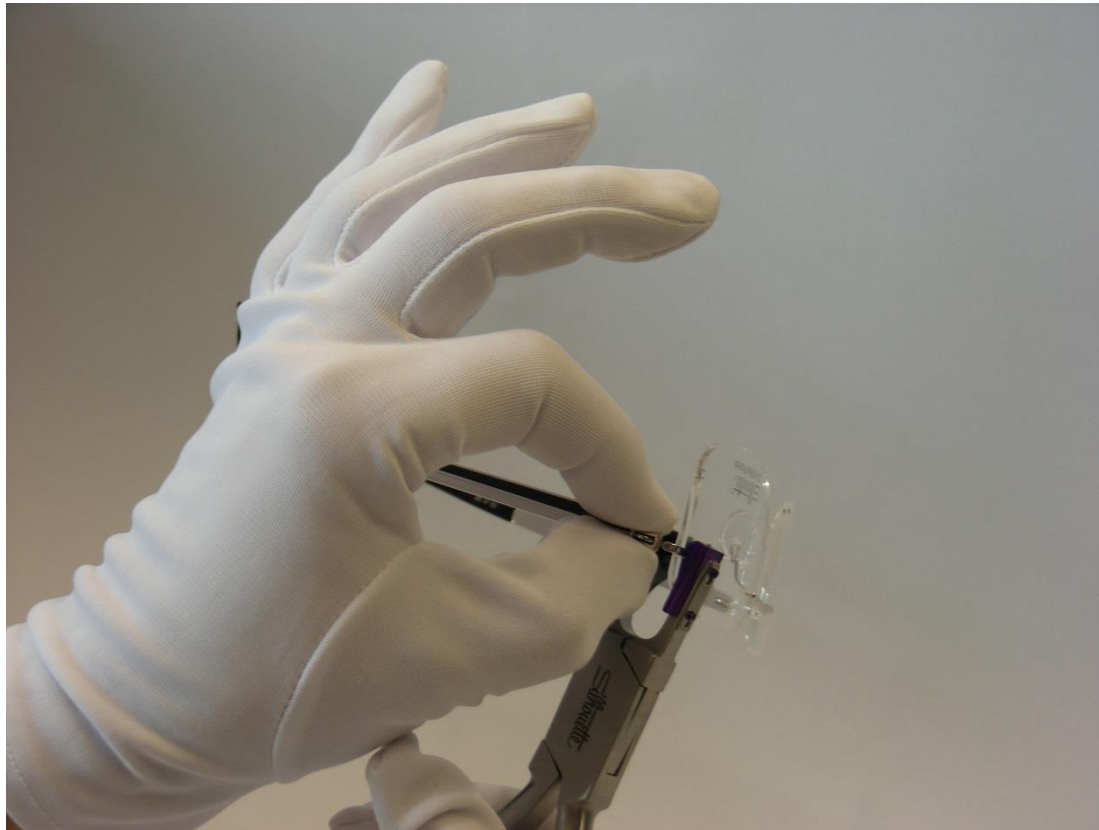
- optical lens Base 5 recommended, but also other Base curves possible
- Silhouette plier purple and BLS 58/98/97




BLS 58 STANDARD	BLS 98 „long“	BLS 97 „short“
Standard Glazing 	for very thick lenses 	for very thin lenses 
lens size 2,0 - 6,5 mm	6 - 9,5 mm	1,3 - 3 mm
		
∅ 1,4 mm	∅ 1,4 mm	∅ 1,4 mm

## Adjustment | Carbon Refined

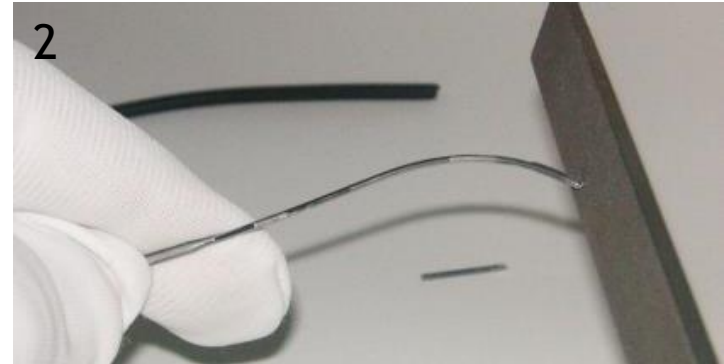
for easy manual inclination of the easy precision-hinge  
bend the temple in the required direction



# Temple Shortening | Carbon Refined glued temple




1  
After breaking the glue with a plier shorten temple with diagonal cutter



2  
File down sharp edges and burrs



3  
Remove rest of glue



4  
Shorten the end with a scalpel

## Exchange Temple | Carbon Refined

Because of the easy precision-hinge the temple is only exchangeable with special tools in Linz factory.

