



CATALOGUE

OPTIC & SUN 2016-2020

() neubau

SUSTAINABLE BY DESIGN

Eco-friendly glasses

naturalPX is a highly developed, eco-friendly material used to manufacture our polymer eyeglass frames. naturalPX is made from organically sourced and renewable primary products, as 65% of it is based on oil extracted from the seeds of castor oil plants.

naturalPX boasts premium material characteristics: light in weight, super flexible and sturdy, in a wide range of colors ranging from deep colors to a long-lasting transparent crystal clear finish. The lightness of the material allows for comfort and gives our designs an enjoyable feel.



Supporting urban nature and our environment

Apart from our own initiatives, SEE & DO GOOD supports other projects that benefit the environment we live in. neubau collaborates with the Salatpiraten urban garden in Vienna, sponsors several hives of the Honey Bee Conservancy in New York City, or teams up with gabarage, an upcycling studio bringing used materials to new and useful life.

And that's just to name a few of the projects we are working on.



PRODUCT EQUIPMENT

for stainless steel & naturalPX frames



PRODUCT EQUIPMENT

for Sigmund & Carl Edition



PRODUCT EQUIPMENT

for Walter & Wassily Edition



BEN

T004



4540
denim matte



6140
wood matte



6540
graphite matte



9010
black ink/
silver matte



9140
black ink matte

Material: Stainless Steel & **natural^x**



lens surface



ED



temple length



bridge

	lens surface	ED	temple length	bridge
S	54 x 34 (1553 mm ²)	58 mm	135 mm	17 mm
L	56 x 35 (1670 mm ²)	61 mm	145 mm	18 mm

Spare parts and additional Material SPARE PART GROUP N02

B-TN02	temple
GK 274	temple end
AC 445	temple shortening/ extension components
SP 114	nose pads
BLS 85	nose pad damping
STG 70	demo lenses
SR 193	glazing screw
SR 376	temple joint screw
PL 27-1	cleaning cloth and cover
SHE 235	hard case
FK 174	box

PAUL

T005



6640
graphite matte



9010
black ink/
silver matte



9140
black ink matte

Material: Stainless steel & lightweight polymer



lens surface



ED



temple length



bridge

	lens surface	ED	temple length	bridge
S	51 x 40 (1704 mm ²)	55 mm	135 mm	18 mm
L	53 x 42 (1840 mm ²)	57 mm	145 mm	19 mm

Spare parts and additional Material SPARE PART GROUP N02

B-TN02	temple
GK 274	temple end
AC 445	temple shortening/ extension components
SP 114	nose pads
BLS 85	nose pad damping
STG 70	demo lenses
SR 376	temple joint screw
SR 193	glazing screw
PL 23-1	cleaning cloth and cover
SHE 235	hard case
FK 154	box

HEMMA

T013



4000
blackberry



5000
ocean teal



6000
caramel tortoise
matte



9000
black coal matte



9030
midnight tortoise

Material: **natural** 



lens surface



ED



temple length



bridge

	lens surface	ED	temple length	bridge
S	52 x 41 (1773 mm ²)	58 mm	135 mm	15 mm
L	54 x 43 (1912 mm ²)	60 mm	135 mm	16 mm

Spare parts and additional Material SPARE PART GROUP N05

B-TN05	temple
STG 70	demo lenses
SR 381	temple joint screw
PL 27	cleaning cloth and cover
SHE 235	soft case
FK 165	box

SAM

T014



1000
crystal clear



1030
golden crystal edition



4500
denim



5500
evergreen matte



6000
caramel tortoise
matte



9000
black coal matte

Material: **natural** 



lens surface



ED



temple length



bridge

	lens surface	ED	temple length	bridge
S	47 x 42 (1566 mm ²)	52 mm	130 mm	16 mm
M	50 x 43 (1659 mm ²)	54 mm	135 mm	18 mm
L	52 x 45 (1916 mm ²)	56 mm	145 mm	18 mm

Spare parts and additional Material SPARE PART GROUP N05

B-TN05	temple
STG 70	demo lenses
SR 381	temple joint screw
PL 27	cleaning cloth and cover
SHE 235	soft case
FK 165	box

SIGMUND

T015



1000
crystal clear



1030
golden crystal edition



3000
cherry matte



4100
blackberry matte



5500
evergreen matte



6000
caramel tortoise
matte



6500
stone grey matte



9000
black coal matte

Material: **natural** 



lens surface

46 x 42 (1409 mm²)



ED

48 mm



temple length

140 mm



bridge

21 mm

Spare parts and additional Material SPARE PART GROUP N05

B-TN05	temple
STG 70	demo lenses
SR 381	temple joint screw
PL 27	cleaning cloth and cover
SHE 235	soft case
FK 165	box

VALERIE

T020



1030
golden crystal edition



4000
blackberry



5100
agave green matte



9030
midnight tortoise
matte

Material: **natural** 



lens surface



ED



temple length



bridge

	lens surface	ED	temple length	bridge
S	54 x 44 (1912 mm ²)	61 mm	135 mm	15 mm
L	56 x 46 (2056 mm ²)	63 mm	135 mm	15 mm

Spare parts and additional Material SPARE PART GROUP N08

B-TN08	temple
STG 72	demo lenses
SR 381	temple joint screw
PL 27	cleaning cloth and cover
SHE 235	soft case
FK 165	box

LOTTE

T030



3640
silky rose/
white matte



4040
blackberry matte



9440
black ink/white matte

Material: Stainless steel



lens surface



ED



temple length



bridge

	lens surface	ED	temple length	bridge
S	54 x 40 (1694 mm ²)	58 mm	135 mm	16 mm
L	56 x 42 (1822 mm ²)	60 mm	135 mm	16 mm

Spare parts and additional Material SPARE PART GROUP N01

B-TN01	temple
GK 272	temple end
SP 114	nose pads
BLS 85	nose pad damping
STG 70	demo lenses
SR 385	temple joint screw
SR 193	glazing screw
PL 23-1	cleaning cloth and cover
SHE 229	hard case
FK 154	box

PIERRE

T034



1000
crystal clear



5500
basil matte



6200
caramel tortoise
matte



9000
black coal matte

Material: **natural** 



lens surface



ED



temple length



bridge

S	47 x 43 (1486 mm ²)	50 mm	135 mm	22 mm
L	50 x 45 (1689 mm ²)	53 mm	145 mm	22 mm

Spare parts and additional Material SPARE PART GROUP N09

B-TN09	temple
GK 274	temple end
AC 445	temple shortening/ extension components
SP 114	nose pads
BLS 85	nose pad damping
STG 70	demo lenses
SR 376	temple joint screw
PL 27	cleaning cloth and cover
SHE 235	soft case
FK 165	box

THOMAS

T035



1000
crystal clear




5500
basil matte



6200
caramel tortoise
matte



9000
black coal matte



9030
midnight tortoise
matte

Material: **natural** 



lens surface



ED



temple length



bridge

	lens surface	ED	temple length	bridge
S	52 x 39 (1610 mm ²)	56 mm	135 mm	17 mm
L	55 x 41 (1808 mm ²)	59 mm	145 mm	18 mm

Spare parts and additional Material SPARE PART GROUP N09

B-TN09	temple
GK 274	temple end
AC 445	temple shortening/ extension components
SP 114	nose pads
BLS 85	nose pad damping
STG 70	demo lenses
SR 376	temple joint screw
PL 27	cleaning cloth and cover
SHE 235	soft case
FK 174	box

ERWIN

T036



6560
graphite matte

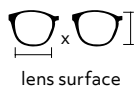


7140
eclectic silver/black



7530
glorious gold

Material: Stainless steel



lens surface



ED



temple length



bridge

	lens surface	ED	temple length	bridge
S	53 x 43 (1851 mm ²)	58 mm	135 mm	16 mm
M	55 x 45 (1994 mm ²)	60 mm	140 mm	16 mm
L	58 x 47 (2217 mm ²)	63 mm	140 mm	16 mm

Spare parts and additional Material SPARE PART GROUP N07

B-TN07	temple
GK 279	temple end
SP 114	nose pads
BLS 85	nose pad damping
STG 70	demo lenses
SR 388	temple joint screw
SR 232	glazing screw
BLS 105	hinge shim
PL 23-1	cleaning cloth and cover
SHE 229	hard case
FK 174	box

SARAH

T037



3530
silky rose



7010
eclectic silver



7530
glorious gold



7630
glorious gold/white

Material: Stainless steel



lens surface



ED



temple length



bridge

	lens surface	ED	temple length	bridge
S	50 x 42 (1630 mm ²)	55 mm	135 mm	17 mm
M	52 x 43 (1763 mm ²)	58 mm	140 mm	17 mm
L	55 x 46 (1973 mm ²)	61 mm	140 mm	17 mm

Spare parts and additional Material SPARE PART GROUP N07

B-TN07	temple
GK 279	temple end
SP 114	nose pads
BLS 85	nose pad damping
STG 70	demo lenses
SR 388	temple joint screw
SR 232	glazing screw
BLS 105	hinge shim
PL 23-1	cleaning cloth and cover
SHE 229	hard case
FK 174	box

VIKTORIA

T040



6140
soft marble matte/
black ink



6240
roasted berry matte/
blackberry



8530
fizzy champagne/gold



9030
midnight tortoise/
gold

Material: **natural**  & Stainless Steel



lens surface



ED



temple length



bridge

	lens surface	ED	temple length	bridge
S	52 x 39 (1623 mm ²)	55 mm	135 mm	15 mm
L	54 x 40 (1751 mm ²)	58 mm	135 mm	16 mm

Spare parts and additional Material SPARE PART GROUP N10

B-TN10	temple
GK 272	temple end
STG 70	demo lenses
SR 385	temple joint screw
PL 27	cleaning cloth and cover
SHE 235	soft case
FK 174	box

ADAM


T055



4560
denim matte/graphite



9010
black coal matte/
silver



9130
midnight tortoise
matte/gold

Material: **natural** 



lens surface



ED



temple length



bridge

	lens surface	ED	temple length	bridge
S	48 x 42 (1587 mm ²)	52 mm	130 mm	22 mm
L	50 x 44 (1727 mm ²)	54 mm	140 mm	22 mm

Spare parts and additional Material SPARE PART GROUP N12

B-TN12	temple
STG 70	demo lenses
SR 387	temple joint screw
BLS 104	hinge shim
PL 27	cleaning cloth and cover
SHE 235	soft case
FK 174	box

EVA

T056



3030
brick red matte/gold



6030
caramel tortoise
matte/gold



6130
hazelnut matte/rose



9030
black coal matte/rose



9230
midnight tortoise/
gold

Material: **natural** 



lens surface



ED



temple length



bridge

	lens surface	ED	temple length	bridge
S	52 x 42 (1692 mm ²)	58 mm	130 mm	17 mm
L	54 x 44 (1829 mm ²)	61 mm	140 mm	17 mm

Spare parts and additional Material SPARE PART GROUP N12

B-TN12	temple
STG 70	demo lenses
SR 387	temple joint screw
BLS 104	hinge shim
PL 27	cleaning cloth and cover
SHE 235	soft case
FK 174	box

MAX

T057



3630
silky rose/white



7310
silver matte



9040
black ink

Material: Stainless Steel



lens surface



ED



temple length



bridge

	lens surface	ED	temple length	bridge
S	47 x 42 (1589 mm ²)	50 mm	130 mm	19 mm
M	50 x 44 (1798 mm ²)	53 mm	135 mm	20 mm
L	53 x 47 (2020 mm ²)	57 mm	140 mm	20 mm

Spare parts and additional Material SPARE PART GROUP N07

B-TN07	temple
GK 279	temple end
SP 114	nose pads
BLS 85	nose pad damping
STG 70	demo lenses
SR 383	temple joint screw
SR 232	glazing screw
BLS 105	hinge shim
PL 23-1	cleaning cloth and cover
SHE 229	hard case
FK 174	box

NORA

T061



3000
ruby red



4600
denim tortoise matte



5500
dune tortoise



8500
crystal taupe



9030
midnight tortoise
matte

Material: **natural** 



lens surface



ED



temple length



bridge

	lens surface	ED	temple length	bridge
S	53 x 38 (1547 mm ²)	57 mm	135 mm	14 mm
L	56 x 40 (1732 mm ²)	61 mm	135 mm	14 mm

Spare parts and additional Material SPARE PART GROUP N15

B-TN15	temple
STG 70	demo lenses
SR 381	temple joint screw
SHE 235	soft case
PL 27	cleaning cloth
FK 174	box

DOMINIK

T062



8500
crystal taupe



9000
black coal matte



9030
midnight tortoise
matte

Material: **natural** 



lens surface



ED



temple length



bridge

	lens surface	ED	temple length	bridge
S	53 x 45 (1846 mm ²)	59 mm	135 mm	16 mm
L	56 x 48 (2068 mm ²)	62 mm	145 mm	17 mm

Spare parts and additional Material SPARE PART GROUP N15

B-TN15	temple
STG 70	demo lenses
SR 381	temple joint screw
SHE 235	soft case
PL 27	cleaning cloth
FK 174	box

LISA

T063



3040
ruby red



3530
silky rose matte



5040
agave green matte



9040
black coal matte

Material: Stainless Steel



lens surface



ED



temple length



bridge

	lens surface	ED	temple length	bridge
S	52 x 45 (1859 mm ²)	58 mm	135 mm	16 mm
L	54 x 47 (2004 mm ²)	60 mm	140 mm	16 mm

Spare parts and additional Material SPARE PART GROUP N13

B-TN13	temple
GK 272	temple end
SP 114	nose pad
BLS 85	nose pad damping
STG 70	demo lenses
SR 384	temple joint screw
SR 193	glazing screw
SHE 229	hardcase
PL 23-1	cleaning cloth
FK 174	box

MARTIN

T064



4540
denim matte



6040
wood matte



9040
black ink matte

Material: Stainless Steel



lens surface



ED



temple length



bridge

	lens surface	ED	temple length	bridge
S	51 x 44 (1821 mm ²)	54 mm	135 mm	19 mm
L	53 x 45 (1967 mm ²)	56 mm	145 mm	20 mm

Spare parts and additional Material SPARE PART GROUP N13


B-TN13	temple
GK 272	temple end
SP 114	nose pad
BLS 85	nose pad damping
STG 70	demo lenses
SR 384	temple joint screw
SR 193	glazing screw
SHE 229	hardcase
PL 23-1	cleaning cloth
FK 174	box

TOM

T065



4500
denim matte



6000
coffee tortoise matte



6100
morning coffee



6200
nougat matte



6500
stone grey matte



6600
grey gradient



6700
iron grey matte



9000
black coal matte

Material: **natural** 



lens surface



ED



temple length



bridge

	lens surface	ED	temple length	bridge
S	52 x 33 (1502 mm ²)	56 mm	140 mm	16 mm
L	54 x 35 (1620 mm ²)	58 mm	150 mm	16 mm

Spare parts and additional Material SPARE PART GROUP N14

B-TN14	temple
GK 284	temple end
SP 114	nose pads
BLS 85	nose pad damping
STG 70	demo lenses
SR 376	temple joint screw
PL 27	cleaning cloth
SHE 235	soft case
FK 174	box

INGE

T066



3000
ruby red



4000
blackberry



4100
blackberry matte



5100
agave green matte



5600
moss green matte



6000
coffee tortoise matte

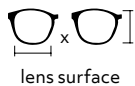


8500
crystal taupe



9000
black coal matte

Material: **natural** 



lens surface



ED



temple length



bridge

	lens surface	ED	temple length	bridge
S	51 x 34 (1426 mm ²)	55 mm	140 mm	16 mm
L	53 x 35 (1540 mm ²)	57 mm	150 mm	16 mm

Spare parts and additional Material SPARE PART GROUP N14

B-TN14	temple
GK 284	temple end
SP 114	nose pads
BLS 85	nose pad damping
STG 70	demo lenses
SR 376	temple joint screw
PL 27	cleaning cloth
SHE 235	soft case
FK 174	box

UDO

T067



3000
ruby red



4500
denim matte



5500
emerald green matte



6000
coffee tortoise matte



6200
nougat matte



6500
stone grey matte



6600
grey gradient



9000
black coal matte

Material: **natural** 



lens surface



ED



temple length



bridge

	lens surface	ED	temple length	bridge
S	54 x 36 (1621 mm ²)	60 mm	140 mm	16 mm
L	56 x 38 (1746 mm ²)	62 mm	150 mm	17 mm

Spare parts and additional Material SPARE PART GROUP N14

B-TN14	temple
GK 284	temple end
SP 114	nose pads
BLS 85	nose pad damping
STG 70	demo lenses
SR 376	temple joint screw
PL 27	cleaning cloth
SHE 235	soft case
FK 174	box

JAN

T068



4000
blackberry



5000
ocean teal matte



6000
coffee tortoise matte



9000
black coal matte

Material: **natural** 



lens surface



ED



temple length



bridge

	lens surface	ED	temple length	bridge
S	54 x 38 (1729 mm ²)	58 mm	140 mm	16 mm
L	56 x 40 (1772 mm ²)	60 mm	150 mm	17 mm

Spare parts and additional Material SPARE PART GROUP N14

B-TN14	temple
GK 284	temple end
SP 114	nose pads
BLS 85	nose pad damping
STG 70	demo lenses
SR 376	temple joint screw
PL 27	cleaning cloth and cover
SHE 235	soft case
FK 165	box

MIKE

T069



4500
denim matte



4700
dark blue gradient
matte



6000
coffee tortoise matte



6100
morning coffee



6200
nougat matte



6500
stone grey matte



6700
iron grey matte



9000
black coal matte

Material: **natural** 



lens surface



ED



temple length



bridge

	lens surface	ED	temple length	bridge
S	50 x 31 (1365 mm ²)	54 mm	140 mm	16 mm
M	53 x 33 (1501 mm ²)	57 mm	150 mm	17 mm
L	55 x 34 (1521 mm ²)	59 mm	150 mm	17 mm

Spare parts and additional Material SPARE PART GROUP N14

B-TN14	temple
GK 284	temple end
SP 114	nose pads
BLS 85	nose pad damping
STG 70	demo lenses
SR 376	temple joint screw
PL 27	cleaning cloth
SHE 235	soft case
FK 174	box

HANNA

T074



3200
ruby tortoise matte



4000
blackberry



8530
fizzy champagne



9100
black coal matte

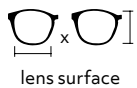


9130
midnight tortoise



9200
forest tortoise matte

Material: **natural** 



lens surface



ED



temple length



bridge

	lens surface	ED	temple length	bridge
S	52 x 46 (1919 mm ²)	55 mm	135 mm	16 mm
L	54 x 48 (2070 mm ²)	57 mm	135 mm	17 mm

Spare parts and additional Material SPARE PART GROUP N15

B-TN15	temple
STG 70	demo lenses
SR 381	temple joint screw
SHE 235	soft case
PL 27	cleaning cloth
FK 174	box

GEORG II

T075



1000
crystal clear



4500
denim



9030
midnight tortoise
matte



9100
black coal matte

Material: **natural** 



lens surface



ED



temple length



bridge

	lens surface	ED	temple length	bridge
S	54 x 36 (1536 mm ²)	59 mm	135 mm	15 mm
L	56 x 37 (1656 mm ²)	61 mm	145 mm	16 mm

Spare parts and additional Material SPARE PART GROUP N15

B-TN15	temple
STG 70	demo lenses
SR 381	temple joint screw
SHE 235	soft case
PL 27	cleaning cloth
FK 174	box

VIRGINIA

T076



3530
rose matte

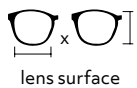


7530
glorious gold



9040
black ink matte

Material: Stainless Steel



55 x 38 (1497 mm²)



59 mm



135 mm



17 mm

Spare parts and additional Material SPARE PART GROUP N17

B-TN17	temple
GK 279	temple end
SP 114	nose pad
BLS 85	nose pad damping
STG 70	demo lenses
SR 232	glazing screw
SR 388	temple joint screw
BLS 105	hinge shim
PL 27	cleaning cloth
SHE 229	hard case
FK 174	box

ROLAND

T077



6560
graphite

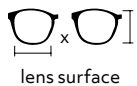


7530
glorious gold



9040
black ink matte

Material: Stainless Steel



50 x 38 (1497 mm²)



51 mm



temple length

140 mm



bridge

21 mm

Spare parts and additional Material SPARE PART GROUP N17

B-TN17	temple
GK 279	temple end
SP 114	nose pad
BLS 85	nose pad damping
STG 70	demo lenses
SR 232	glazing screw
SR 388	temple joint screw
BLS 105	hinge shim
PL 27	cleaning cloth
SHE 229	hard case
FK 174	box

BARBARA

T078



4030
aubergine tortoise/
rose



5030
teal matte/gold



6230
hazelnut matte/gold



9010
black coal matte/
silver

Material: **natural** 



lens surface



ED



temple length



bridge

	lens surface	ED	temple length	bridge
S	54 x 41 (1619 mm ²)	58 mm	130 mm	16 mm
L	56 x 43 (1745 mm ²)	60 mm	140 mm	16 mm

Spare parts and additional Material SPARE PART GROUP N12

B-TN12	temple
STG 70	demo lenses
SR 387	temple joint screw
BLS 104	hinge shim
PL 27	cleaning cloth and cover
SHE 235	soft case
FK 174	box

ROBIN

T079



3010
maroon matte/silver



6010
hazelnut matte/silver



9060
black coal matte/
graphite



9130
midnight tortoise
matte/gold

Material: **natural** 



lens surface



ED



temple length



bridge

	lens surface	ED	temple length	bridge
S	50 x 46 (1703 mm ²)	53 mm	130 mm	19 mm
L	53 x 48 (1914 mm ²)	56 mm	140 mm	20 mm

Spare parts and additional Material SPARE PART GROUP N12

B-TN12	temple
STG 70	demo lenses
SR 387	temple joint screw
BLS 104	hinge shim
PL 27	cleaning cloth and cover
SHE 235	soft case
FK 174	box

ROMANA

T082



3540
silky rose matte



4040
blackberry matte



4640
steel blue matte



9040
black ink matte

Material: Stainless Steel



lens surface



ED



temple length



bridge

	lens surface	ED	temple length	bridge
S	53 x 34 (1515 mm ²)	57 mm	135 mm	14 mm
L	56 x 36 (1691 mm ²)	60 mm	135 mm	14 mm

Spare parts and additional Material SPARE PART GROUP N13

B-TN13	temple
GK 272	temple end
SP 114	nose pad
BLS 85	nose pad damping
STG 70	demo lenses
SR 193	glazing screw
SR 384	temple joint screw
SHE 229	hardcase
PL 27-1	cleaning cloth
FK 174	box

MARKUS

T083



4540
denim matte



5540
forest green matte



6540
graphite matte



9040
black ink matte

Material: Stainless Steel



lens surface



ED



temple length



bridge

	lens surface	ED	temple length	bridge
S	52 x 38 (1672 mm ²)	56 mm	135 mm	19 mm
L	55 x 40 (1870 mm ²)	59 mm	145 mm	20 mm

Spare parts and additional Material SPARE PART GROUP N13

B-TN13	temple
GK 272	temple end
SP 114	nose pad
BLS 85	nose pad damping
STG 70	demo lenses
SR 193	glazing screw
SR 384	temple joint screw
SHE 229	hardcase
PL 27-1	cleaning cloth
FK 174	box

TINA

T084



3000
imperial red



4000
blackberry matte



5000
ocean teal matte



6000
hazelnut matte



9000
black coal matte



9100
midnight tortoise

Material: **natural** 



lens surface



ED



temple length



bridge

	lens surface	ED	temple length	bridge
S	54 x 41 (1707 mm ²)	59 mm	140 mm	15 mm
L	56 x 43 (1839 mm ²)	61 mm	140 mm	15 mm

Spare parts and additional Material SPARE PART GROUP N18

B-TN18	temple
GK 284	temple end
STG 70	demo lenses
SR 376	temple joint screw
PL 27-1	cleaning cloth
SHE 235	hard case
FK 174	box

MARIO

T085



6100
nougat matte



6500
iron grey matte



9000
black coal matte



9200
midnight tortoise
matte

Material: **natural** 



lens surface



ED



temple length



bridge

	lens surface	ED	temple length	bridge
S	53 x 39 (1794 mm ²)	57 mm	140 mm	17 mm
L	56 x 42 (2003 mm ²)	60 mm	150 mm	17 mm

Spare parts and additional Material SPARE PART GROUP N18

B-TN18	temple
GK 284	temple end
STG 70	demo lenses
SR 376	temple joint screw
PL 27-1	cleaning cloth
SHE 235	hard case
FK 174	box

EDMUND

T608



6540
graphite matte/green
gradient lenses



7010
eclectic silver/brown
gradient lenses



7140
black ink/
silver matte/silver
gradient mirror lenses



9040
black ink matte/grey
POL lenses

Material: Stainless steel



lens surface

55 x 44 (2025 mm²)



ED

61 mm



temple length

145 mm



bridge

19 mm

Spare parts and additional Material SPARE PART GROUP N63

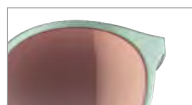
B-TN63	temple
GK 272	temple end
SP 114	nose pads
BLS 85	nose pad damping
SOG 142	brown gradient, gold gradient mirror, green gradient, silver gradient mirror
SOG 152	grey POL
SR 385	temple joint screw
SR 193	glazing screw
PL 23-1	cleaning cloth and cover
SHE 229	hard case
FK 154	box

FRIDA

T609



3540
taupe/silky rose
matte/rosé gold
gradient mirror lenses



5540
agave green matte/
rosé gold gradient
mirror lenses



7640
white/gold matte/
gold gradient mirror
lenses



9040
black ink matte/grey
POL lenses

Material: Stainless steel



lens surface

52 x 45 (1897 mm²)



ED

55 mm



temple length

135 mm



bridge

20 mm

Spare parts and additional Material SPARE PART GROUP N63

B-TN63	temple
GK 272	temple end
SP 114	nose pads
BLS 85	nose pad damping
SOG 142	brown gradient, gold gradient mirror, rosé gold gradient mirror
SOG 152	grey POL
SR 385	temple joint screw
SR 193	glazing screw
PL 23-1	cleaning cloth and cover
SHE 229	hard case
FK 154	box

VALERIE

T610



5500
soft mint matte/green
lenses




6000
mocca tortoise
matte/ brown
gradient lenses



8530
fizzy champagne/gold
gradient mirror lenses



9000
black coal matte/grey
POL lenses



9030
black coal matte/gold
gradient mirror lenses

Material: **natural** 



lens surface

56 x 46 (2056 mm²)



ED

63 mm



temple length

135 mm



bridge

15 mm

Spare parts and additional Material SPARE PART GROUP N62

B-TN62	temple
SOG 142	brown gradient, gold gradient mirror, green, grey, yellow-brown gradient
SOG 152	grey POL
SR 381	temple joint screw
PL 27	cleaning cloth and cover
SHE 235	soft case
FK 165	box

CARLA

T612



3530
faded corale matte/
roisé gold gradient
mirror lenses



8630
fizzy champagne
matte catty/gold
gradient mirror lenses



9200
black/white matte
scribbled/grey lenses



9400
black matte catty/
grey gradient lenses

Material: **natural** 



lens surface

53 x 46 (1776 mm²)



ED

57 mm



temple length

135 mm



bridge

21 mm

Spare parts and additional Material SPARE PART GROUP N62

B-TN62	temple
SOG 142	gold gradient mirror, green, grey, grey gradient, roisé gold gradient mirror
SOG 152	grey POL
SR 381	temple joint screw
PL 27	cleaning cloth and cover
SHE 235	soft case
FK 165	box

EUGEN

T614



1040
crystal clear/black
ink/grey lenses



3540
rusty red matte/
graphite/grey lenses



4530
pacific tortoise/gold
blue gradient lenses



5540
moss green/bronze/
gold gradient mirror
lenses



6140
hazelnut/brown
rosegold gradient
mirror lenses



8640
fizzy champagne
matte/taupe/gold
gradient mirror lenses



9040
black coal matte/
black ink/grey POL
lenses



9140
black coal matte/
bronze/gold gradient
mirror lenses

Material: **natural**  & Stainless Steel



lens surface

52 x 48 (1843 mm²)



ED

55 mm



temple length

140 mm



bridge

18 mm

Spare parts and additional Material SPARE PART GROUP N64

B-TN64	temple
GK 272	temple end
SOG 142	blue gradient, grey, gold gradient mirror, rosegold gradient mirror
SOG 152	grey POL
SR 385	temple joint screw
PL 23-1	cleaning cloth and cover
SHE 235	soft case
FK 174	box

FABIO

T615



3140
ruby red matte/black
grey lenses



4540
pacific tort. matte/
graphite/blue
gradient lenses



5640
moss green matte/
bronze/gold gradient
mirror lenses



6040
morning coffee
matte/graphite/silver
gradient mirror lenses



9240
black coal matte/
graphite/silver
gradient mirror lenses

Material: **natural**  & Stainless Steel



lens surface

57 x 45 (2030 mm²)



ED

64 mm



temple length

140 mm



bridge

16 mm

Spare parts and additional Material SPARE PART GROUP N64

B-TN64	temple
GK 272	temple end
SOG 142	blue gradient, gold gradient mirror, silver gradient mirror
SR 385	temple joint screw
PL 23-1	cleaning cloth and cover
SHE 235	soft case
FK 174	box

ERWIN

T618



7110
eclectic silver/blue
gradient lenses



7310
silver matte/grey
gradient lenses



7740
glorious gold/black/
gold gradient mirror
lenses

Material: Stainless steel



lens surface

55 x 45 (1898 mm²)



ED

60 mm



temple length

140 mm



bridge

16 mm

Spare parts and additional Material SPARE PART GROUP N65

B-TN65	temple
GK 279	temple end
SP 114	nose pads
BLS 85	nose pad damping
SOG 142	blue gradient, gold gradient mirror, grey gradient
SR 383	temple joint screw
SR 232	glazing screw
PL 23-1	cleaning cloth and cover
SHE 229	hard case
FK 154	box

NINA

T621



3530
silky rose/bronze
mirror lenses



7110
eclectic silver/blue-
brown gradient lenses



7540
glorious gold/brown
tortoise/green
gradient mirror lenses

Material: Stainless steel



lens surface

60 x 52 (2420 mm²)



ED

67 mm



temple length

140 mm



bridge

15 mm

Spare parts and additional Material SPARE PART GROUP N69

B-TN69	temple
GK 279	temple end
SP 114	nose pads
BLS 85	nose pad damping
SOG 142	blue-brown gradient, bronze mirror, green gradient mirror,
	temple joint screw
SR 383	glazing screw
PL 23-1	cleaning cloth and cover
SHE 229	hard case
FK 174	box

MARK

T622



7010
eclectic silver/silver
gradient mirror lenses



7540
glorious gold/brown
tortoise/green
gradient mirror lenses



7630
glorious gold/blue-
brown gradient lenses

Material: Stainless steel



lens surface

59 x 49 (2418 mm²)



ED

65 mm



temple length

140 mm



bridge

15 mm

Spare parts and additional Material SPARE PART GROUP N69

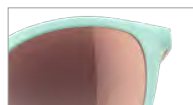
B-TN69	temple
GK 279	temple end
SP 114	nose pads
BLS 85	nose pad damping
SOG 142	blue-brown gradient, green gradient mirror, silver gradient mirror,
SR 383	temple joint screw
SR 232	glazing screw
PL 23-1	cleaning cloth and cover
SHE 229	hard case
FK 174	box

MIA II

T627




4010
blackberry/eclectic
silver/grey gradient
lenses



5040
jade matte/
silky rose/rosé gold
gradient mirror lenses



8830
fizzy champagne/
glorious gold/gold
gradient mirror lenses



9140
black coal matte/
bronze/gold gradient
mirror lenses



9340
black coal/gold/grey
POL lenses

Material: **natural**  & stainless steel



52 x 47 (1977 mm²)



59 mm



temple length

140 mm



bridge

20 mm

Spare parts and additional Material SPARE PART GROUP N64

B-TN64	temple
GK 272	temple end
SOG 142	gold gradient mirror, grey, grey gradient, rosé gold gradient mirror
SOG 152	grey POL
SR 385	temple joint screw
SR 386	bridge screw
PL 27	cleaning cloth and cover
SHE 235	soft case
FK 165	box

MAX

T628



3530
silky rose/rosegold
gradient mirror lenses



7540
glorious gold/brown/
gold gradient mirror
lenses

Material: Stainless steel



lens surface

53 x 47 (2020 mm²)



ED

57 mm



temple length

140 mm



bridge

20 mm

Spare parts and additional Material SPARE PART GROUP N70

B-TN70	temple
GK 279	temple end
SP 114	nose pad
BLS 85	nose pad damping
SOG 143	gold gradient mirror, rosegold gradient mirror
SR 388	temple joint screw
BLS 105	hinge shim
SR 232	glazing screw
PL 27	cleaning cloth
SHE 229	hardcase
FK 174	box

SAM

T630



1030
golden crystal
edition/gold gradient
mirror lenses



5030
jade matte/rosé gold
gradient mirror lenses



6600
grey marble matte/
grey gradient lenses



9100
black coal matte/grey
gradient lenses

Material: **natural** 



lens surface

52 x 45 (1916 mm²)



ED

56 mm



temple length

140 mm



bridge

18 mm

Spare parts and additional Material SPARE PART GROUP N68

B-TN68	temple
SOG 142	gold gradient mirror, grey gradient, rosé gold gradient mirror
SR 381	temple joint screw
PL 27	cleaning cloth and cover
SHE 235	soft case
FK 174	box

WALTER & WASSILY


T631



1540
snow-white/
black matte/
grey lenses



9010
black coal/eclectic
silver/silver gradient
mirror lenses



9140
black coal/brass
matte/green gradient
mirror lenses

Material: 3D printed & Titan



lens surface

52 x 43 (1857 mm²)



ED

58 mm



temple length

135 mm



bridge

20 mm

Spare parts and additional Material SPARE PART GROUP N67

B-TN67	temple
GK 288	temple end
AC 509	3D-applications
BLS 81	mounting BLS
SOG 143	green gradient mirror, grey, silver gradient mirror
SR 266	temple joint screw
BLS 112	hinge shim
PL 32	cleaning cloth
SHE 241	case
FK 176	box

DOMINIK

T632



6500
stone grey matte/
silver gradient mirror
lenses



9000
pacific tortoise/
dark blue gradient
lenses



9030
midnight tortoise
matte/gold gradient
mirror lenses

Material: **natural** 



56 x 48 (2068 mm²)



62 mm



temple length

140 mm



bridge

17 mm

Spare parts and additional Material SPARE PART GROUP N71

B-TN71	temple
SOG 143	dark blue gradient, gold gradient mirror, silver gradient mirror
SR 381	temple joint screw
PL 27	cleaning cloth
SHE 235	soft case
FK 174	box

JANNIS


T636



5200
dark teal matte/
teal brown gradient
lenses



6130
hazelnut/
rosegold gradient
mirror lenses



9300
forest tortoise/
green lenses

Material: **natural** 



lens surface

54 x 43 (1833 mm²)



ED

59 mm



temple length

140 mm



bridge

17 mm

Spare parts and additional Material SPARE PART GROUP N71

B-TN71	temple
SOG 143	teal brown gradient, green, rosegold gradient mirror
SR 381	temple joint screw
PL 27	cleaning cloth
SHE 235	soft case
FK 174	box

VIRGINIA

T637



3530
rose matte/ blue-rose
gradient lenses



7530
glorious gold/ silver-
gold mirror lenses



9040
black ink matte/ silver
gradient mirror lenses

Material: Stainless Steel



lens surface

55 x 38 (1497 mm²)



ED

59 mm



temple length

135 mm



bridge

17 mm

Spare parts and additional Material SPARE PART GROUP N74

B-TN74	temple
GK 279	temple end
SP 114	nose pad
BLS 85	nose pad damping
SOG 143	blue-rose gradient, silver-gold mirror, silver gradient mirror
SR 232	glazing screw
SR 388	temple joint screw
BLS 105	hinge shim
PL 27	cleaning cloth
SHE 229	hardcase
FK 174	box

OLIVIER 3D

T639



4510
blue grey/eclectic
silver/silver gradient
mirror lenses



5030
dark teal/glorious
gold/teal-brown
gradient lenses

Material: 3D printed & Stainless Steel



lens surface

50 x 44 (1786 mm²)



ED

54 mm



temple length

140 mm



bridge

23 mm

Spare parts and additional Material SPARE PART GROUP N73

B-TN73	temple
GK 279	temple end
AC 526	3D-applications
SP 114	nose pad
BLS 85	nose pad damping
SOG 143	silver gradient mirror, teal-brown gradient
SR 232	glazing screw
SR 388	temple joint screw
BLS 105	hinge shim
PL 27	cleaning cloth
SHE 229	hardcase
FK 174	box

VIRGINIA 3D

T640



4060
lavender/graphite/
silver gradient mirror
lenses



9040
black/black ink
matte/grey lenses

Material: 3D printed & Stainless Steel



lens surface

50 x 38 (1497 mm²)



ED

59 mm



temple length

135 mm



bridge

17 mm

Spare parts and additional Material SPARE PART GROUP N73

B-TN73	temple
GK 279	temple end
AC 530	3D-applications
SP 114	nose pad
BLS 85	nose pad damping
SOG 143	grey, silver gradient mirror
SR 232	glazing screw
SR 388	temple joint screw
BLS 105	hinge shim
PL 27	cleaning cloth
SHE 235	hardcase
FK 174	box

SARAH

T641



3530
silky rose matte
blue-rose gradient
lenses



7840
glorious gold/
maritime/ silver-gold
mirror lenses



9340
black ink
teal-brown gradient
lenses

Material: Stainless Steel



lens surface

55 x 46 (1973 mm²)



ED

61 mm



temple length

140 mm



bridge

19 mm

Spare parts and additional Material SPARE PART GROUP N70

B-TN70	temple
GK 279	temple end
SP 114	nose pad
BLS 85	nose pad damping
SOG 143	blue-rose gradient, silver-gold mirror, teal-brown gradient
SR 232	glazing screw
SR 388	temple joint screw
BLS 105	hinge shim
PL 27	cleaning cloth
SHE 229	hardcase
FK 174	box

BOB

T642



6000
morning coffee
matte/green lenses



9030
midnight tortoise
matte/gold gradient
mirror lenses



9200
black coal matte/
grey lenses

Material: **natural** 



lens surface

55 x 42 (1851 mm²)

ED

60 mm



temple length

145 mm



bridge

17 mm

Spare parts and additional Material
SPARE PART GROUP N71

B-TN71	temple
SOG 143	green, gold gradient mirror, grey
SOG 160	grey POL
SR 381	temple joint screw
PL 27	cleaning cloth
SHE 235	soft case
FK 174	box

BIG ERWIN

T643



7010
eclectic silver/
dark blue gradient
lenses



7110
silver matte/
grey POL lenses



7740
glorious gold/black/
gold gradient mirror
lenses



9240
black ink matte/green
gradient mirror lenses

Material: Stainless Steel



58 x 47 (2217 mm²)



63 mm



140 mm



16 mm

Spare parts and additional Material SPARE PART GROUP N74

B-TN74	temple
GK 279-70	temple end
SP 114	nose pad
BLS 85	nose pad damping
SOG 143	dark blue gradient, gold gradient mirror, green gradient mirror
SOG 160	grey POL
SR 232	glazing screw
SR 388	temple joint screw
BLS 105	hinge shim
PL 27-1	cleaning cloth
SHE 229	hardcase
FK 174	box

SARAH 3D

T634



3030
electric red/
glorious gold/
gold gradient mirror
lenses



6040
roasted berry/
black ink/
silver gradient mirror
lenses



6530
grey/silky rose/
rosegold gradient
mirror lenses

Material: 3D printed & Stainless Steel



52 x 43 (1739 mm²)



58 mm



temple length

140 mm



bridge

20 mm

Spare parts and additional Material SPARE PART GROUP N72

B-TN72	temple
GK 279	temple end
AC 477	3D-applications
SP 114	nose pad
BLS 85	nose pad damping
SOG 143	gold gradient mirror, rosegold gradient mirror, silver gradient mirror
SR 388	temple joint screw
BLS 105	hinge shim
SR 232	glazing screw
PL 27	cleaning cloth
SHE 229	hardcase
FK 174	box

ERWIN 3D

T635



4510
denim/eclectic silver/
silver gradient mirror
lenses



9030
black coal/
glorious gold/ gold
gradient mirror lenses

Material: 3D printed & Stainless Steel



lens surface

55 x 44 (1968 mm²)



ED

60 mm



temple length

140 mm



bridge

19 mm

Spare parts and additional Material SPARE PART GROUP N72

B-TN72	temple
GK 279	temple end
AC 478	3D-applications
SP 114	nose pad
BLS 85	nose pad damping
SOG 143	gold gradient mirror, rosegold gradient mirror, silver gradient mirror
SR 388	temple joint screw
BLS 105	hinge shim
SR 232	glazing screw
PL 27	cleaning cloth
SHE 229	hardcase
FK 174	box

ROMY

T644



8530
sand matte/rose
brown purple gradient
lenses



9030
black coal/
glorious gold/ gold
gradient mirror lenses



Material: natural



lens surface

59 x 48 (2291 mm²)



ED

63 mm



temple length

130 mm



bridge

12 mm

Spare parts and additional Material SPARE PART GROUP N76

B-TN76	temple
SOG 143	brown purple gradient, green gradient mirror
SR 387	temple joint screw
BLS 104	hinge shim
PL 36	cleaning cloth
SHE 245	hardcase
FK 185	box
FK 185-1	slipcase (box)

ALAIN

T645



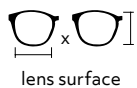
6030
brown matte/gold
dark brown gradient
lenses



9060
black coal matte/
graphite / dark blue
gradient lenses



Material: natural



62 x 48 (2465 mm²)



71 mm



temple length

140 mm



bridge

11 mm

Spare parts and additional Material SPARE PART GROUP N76

B-TN76	temple
SOG 143	dark blue gradient, dark brown gradient
SR 387	temple joint screw
BLS 104	hinge shim
PL 36	cleaning cloth
SHE 245	hardcase
FK 185	box
FK 185-2	slipcase (box)

MAURICE

T646




5560
evergreen matte/
graphite
yellow mirror lenses



9160
black coal matte/
graphite
green lenses



Material: natural



59 x 46 (2356 mm²)



66 mm



temple length

140 mm



bridge

13 mm

Spare parts and additional Material SPARE PART GROUP N76

B-TN76	temple
SOG 143	green, yellow mirror
SR 387	temple joint screw
BLS 104	hinge shim
PL 36	cleaning cloth
SHE 245	hardcase
FK 185	box
FK 185-3	slipcase (box)

